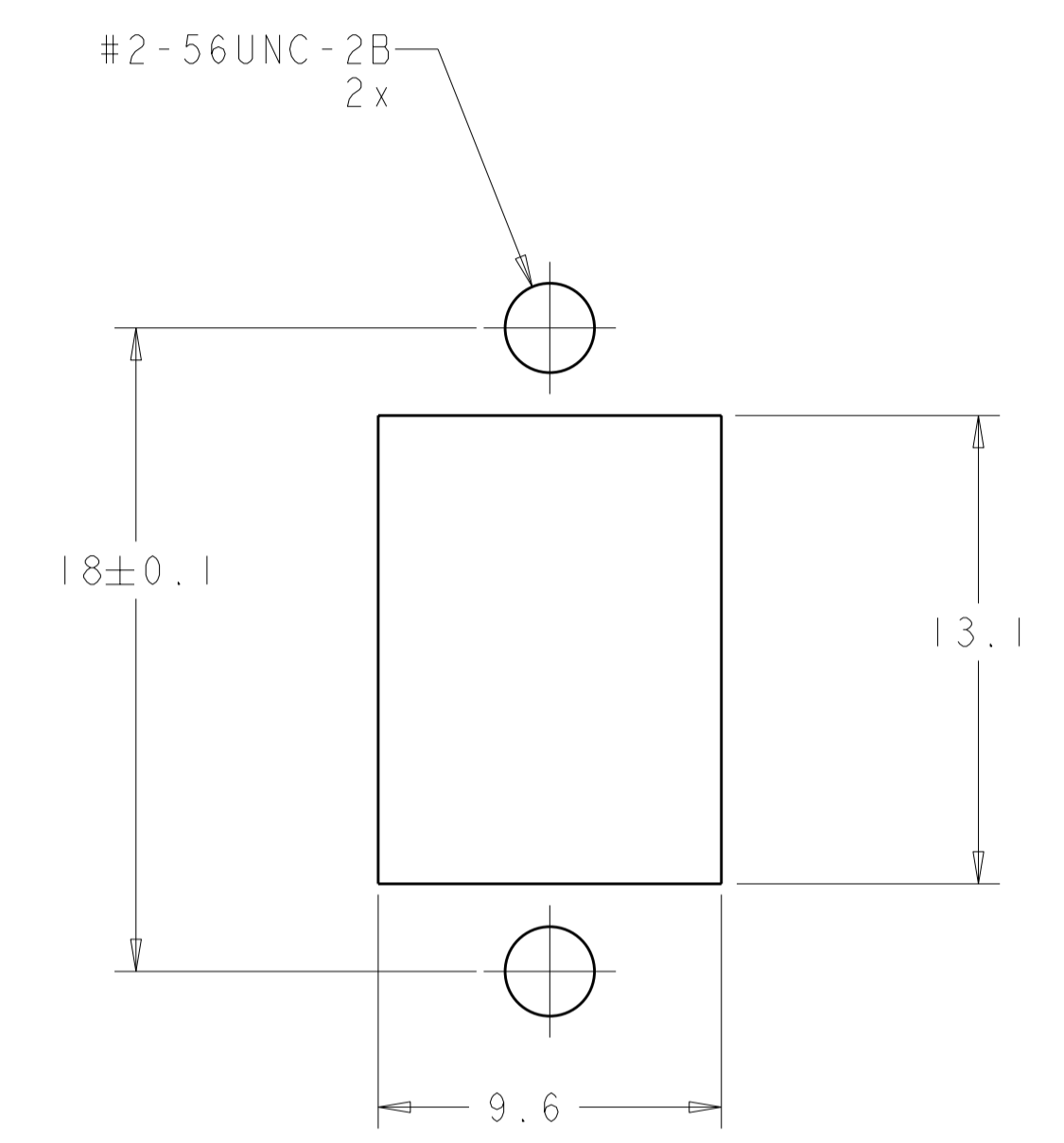
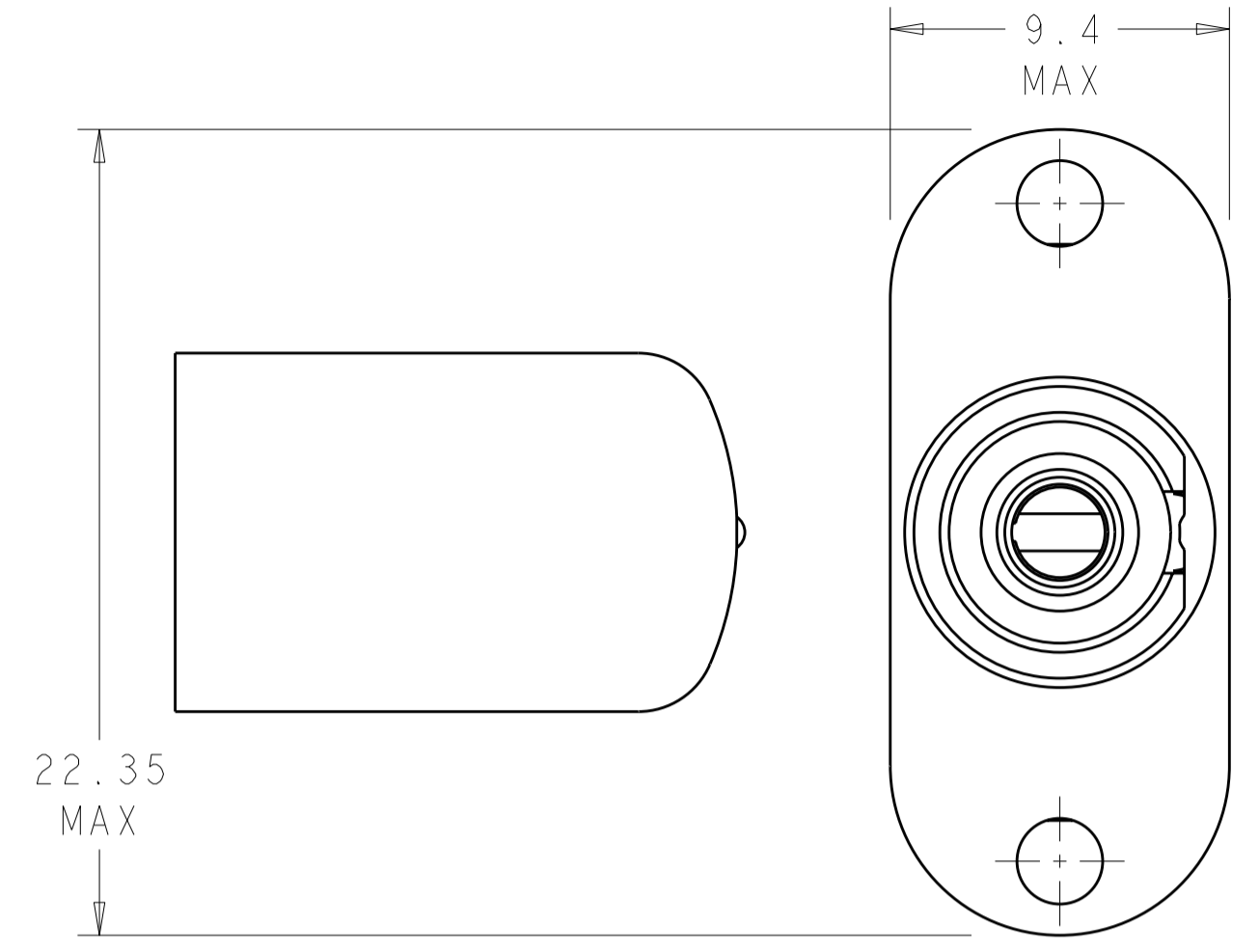
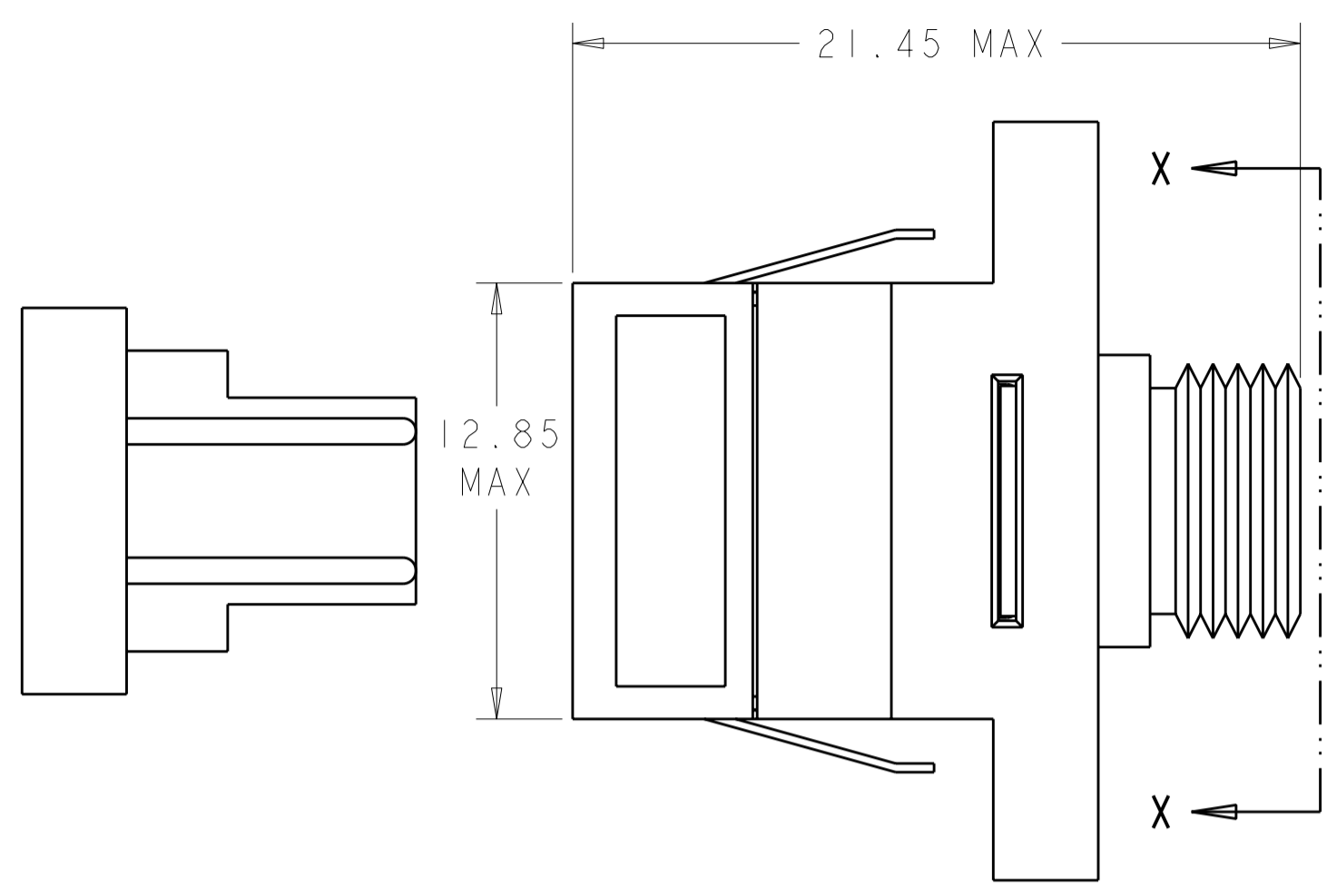


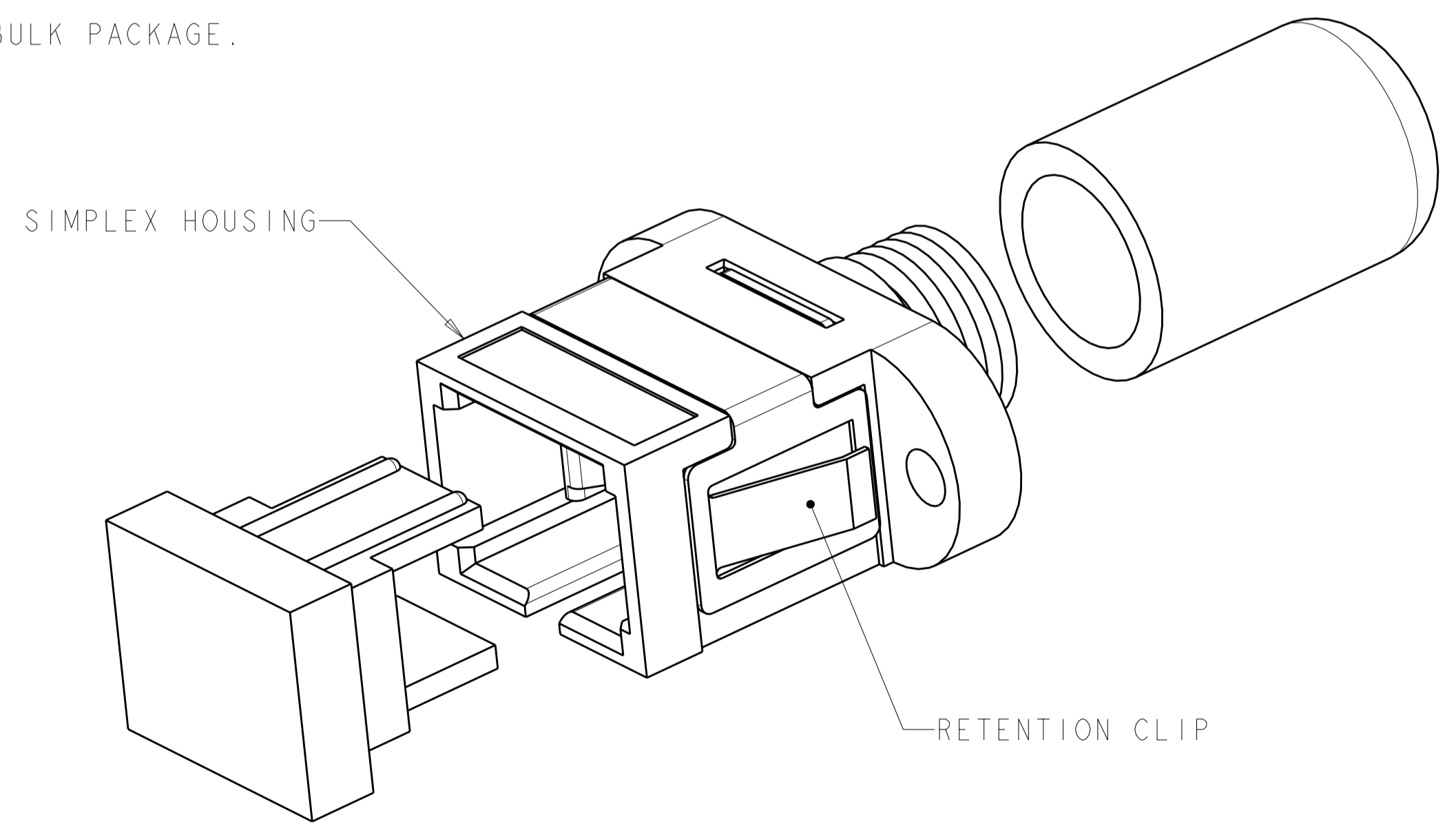
THIS DRAWING IS UNPUBLISHED. RELEASED FOR PUBLICATION 20
 © COPYRIGHT 20 BY TYCO ELECTRONICS CORPORATION. ALL RIGHTS RESERVED.

LOC	DIST	REVISIONS			
P	LTR	DESCRIPTION	DATE	DWN	APVD
CE	00				
	M	REVISE PER 0A00-0549-04	02NOV2004	BB	SM
	N	REVISE PER ECR-08-000844	23JAN2008	BB	SM



1 MATERIAL:
 HOUSING: PBT-GF30, SEE DASH NUMBERS FOR COLOR.*
 RETAINER: PEI-GF30, COLOR: BLACK.*
 RETENTION CLIP: STAINLESS STEEL.
 ALIGNMENT SLEEVE: SEE DASH NUMBERS.
 PROTECTIVE CAP: VINYL.
 PROTECTIVE COVER: TPE, COLOR: BLACK.*
 *UL94 V-0 RATED AT QUALIFYING THICKNESS.

2 BULK PACKAGE.



	NONE	CERAMIC	BLACK	1-502781-4
	NONE	METAL	BLACK	1-502781-3
2	RETENTION CLIP	CERAMIC	BLACK	1-502781-0
2	RETENTION CLIP	METAL	BLUE	502781-8
	RETENTION CLIP	CERAMIC	BEIGE	502781-6
	RETENTION CLIP	CERAMIC	BLUE	502781-5
	RETENTION CLIP	CERAMIC	BLACK	502781-4
	RETENTION CLIP	METAL	BEIGE	502781-3
	RETENTION CLIP	METAL	BLUE	502781-2
	RETENTION CLIP	METAL	BLACK	502781-1
	INCLUDED HARDWARE	ALIGNMENT SLEEVE	COLOR	PART NUMBER

THIS DRAWING IS A CONTROLLED DOCUMENT FOR TYCO ELECTRONICS CORPORATION. IT IS SUBJECT TO CHANGE AND THE CONTROLLING ENGINEERING ORGANIZATION SHOULD BE CONTACTED FOR THE LATEST REVISION.		DWN B. BRIGGS 02NOV2004	Tyco Electronics Harrisburg, PA 17105-3608	
DIMENSIONS: mm		CHK S. MILLER 02NOV2004	NAME RECEPTACLE ASSEMBLY, AMP SC TO FC	
TOLERANCES UNLESS OTHERWISE SPECIFIED: 0 PLC ± 1 PLC ±0.1 2 PLC ±0.05 3 PLC ± 4 PLC ± ANGLES ± FINISH		APVD S. BUCHTER 02NOV2004	RESTRICTED TO	
MATERIAL		PRODUCT SPEC	SIZE A200779	DRAWING NO C-502781
1		APPLICATION SPEC	SCALE 5:1	SHEET 1 OF 1
CUSTOMER DRAWING		WEIGHT	REV N	